



National Planning, Monitoring and Reporting


A Data for All Solution



Stakeholders lack a mechanism and platform for planning and monitoring comprehensive actions toward National Priorities



Problem Statement # 1



Planning and Monitoring Silos create barriers and inefficiencies
– gov't-to-gov't and with development partners



Problem Statement #2



A fragmented national statistical information system receives
fragmented technical assistance



Problem Statement #3



Large data sets have not translated into evidence-based
decision-making

Problem Statement #4



Limited mechanisms to engage civil society and private sector in plans to achieve National Development Priorities



Problem Statement #5



Capacity gaps limit use of data in planning and
decision-making

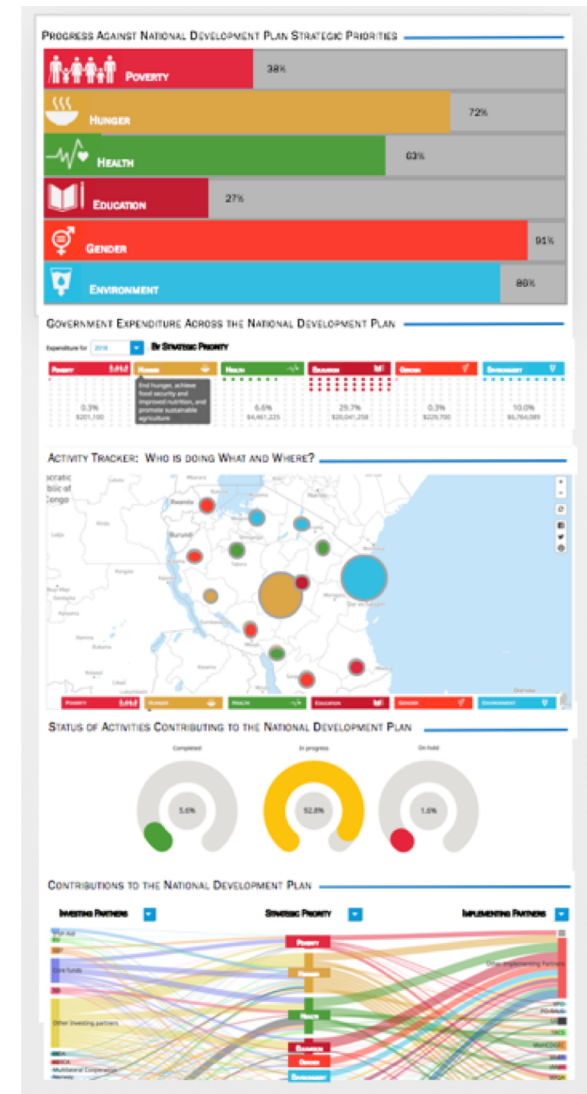
Problem Statement #6

Proposed National Solution

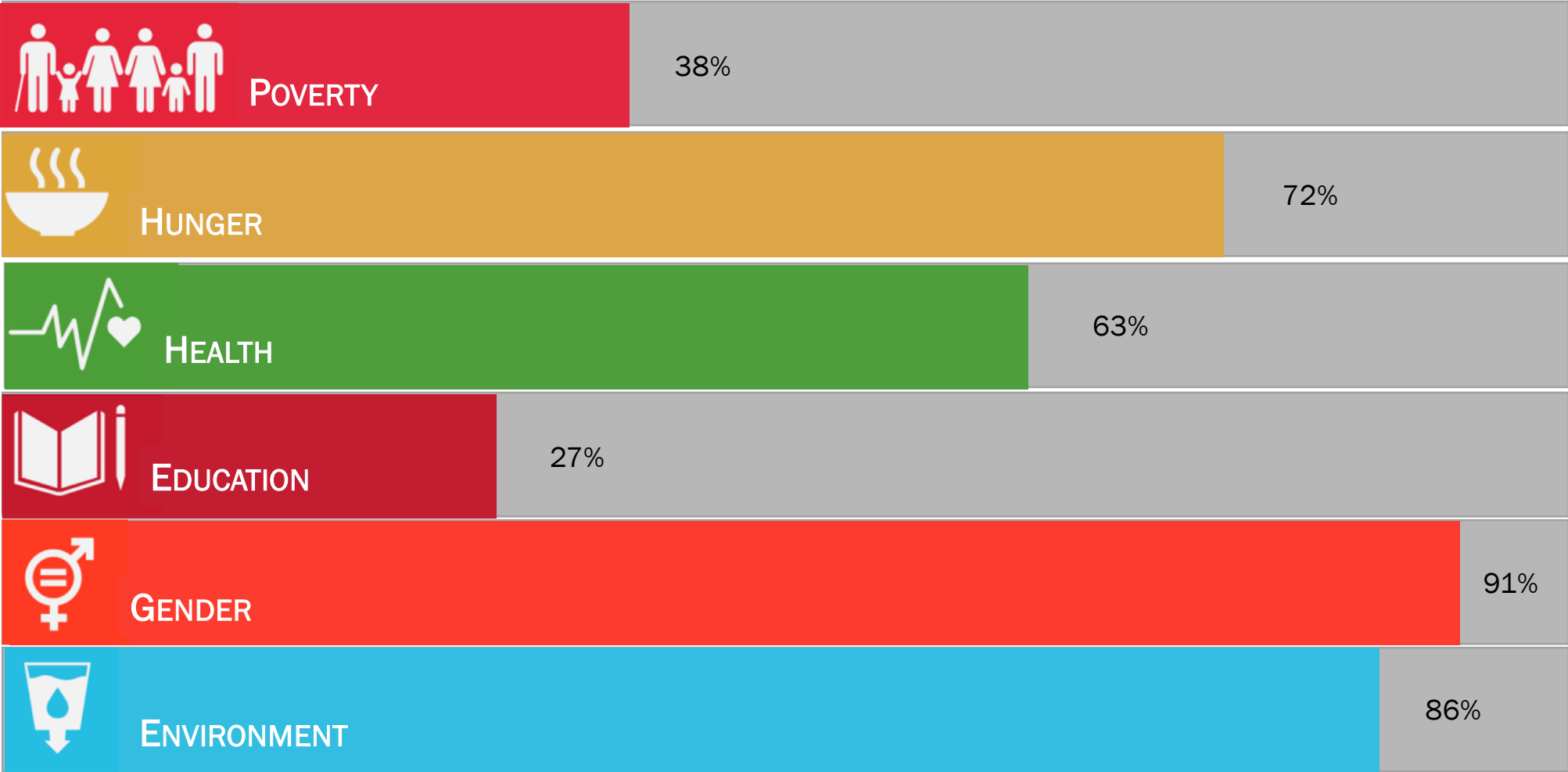
Federated Planning, Monitoring & Reporting Platform for National Priorities

Federated Planning, Monitoring & Reporting Platform for National Priorities

driven by data users



PROGRESS AGAINST NATIONAL DEVELOPMENT PLAN STRATEGIC PRIORITIES



PROGRESS AGAINST NATIONAL DEVELOPMENT PLAN STRATEGIC PRIORITIES - KPI



HUNGER

72%



HEALTH

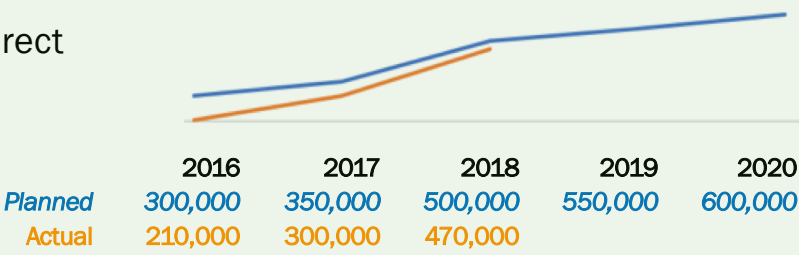
63%

Reform, Strengthen, and Modernize the Nation’s Healthcare System

- Strategic Objective 1.1: Promote affordable healthcare, while balancing spending
- Strategic Objective 1.2: Expand safe, high-quality healthcare options, and encourage innovation and competition

- Strategic Objective 1.3: Improve access to healthcare and expand choices of care and service options

Indicator 1.3.1: Number of individuals who receive direct services through Outreach grants




EDUCATION

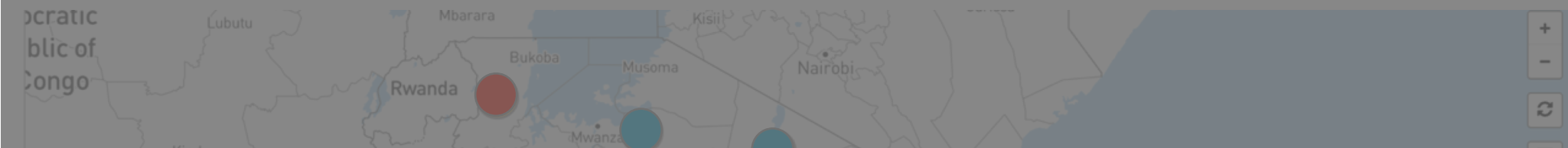


GOVERNMENT EXPENDITURE ACROSS THE NATIONAL DEVELOPMENT PLAN

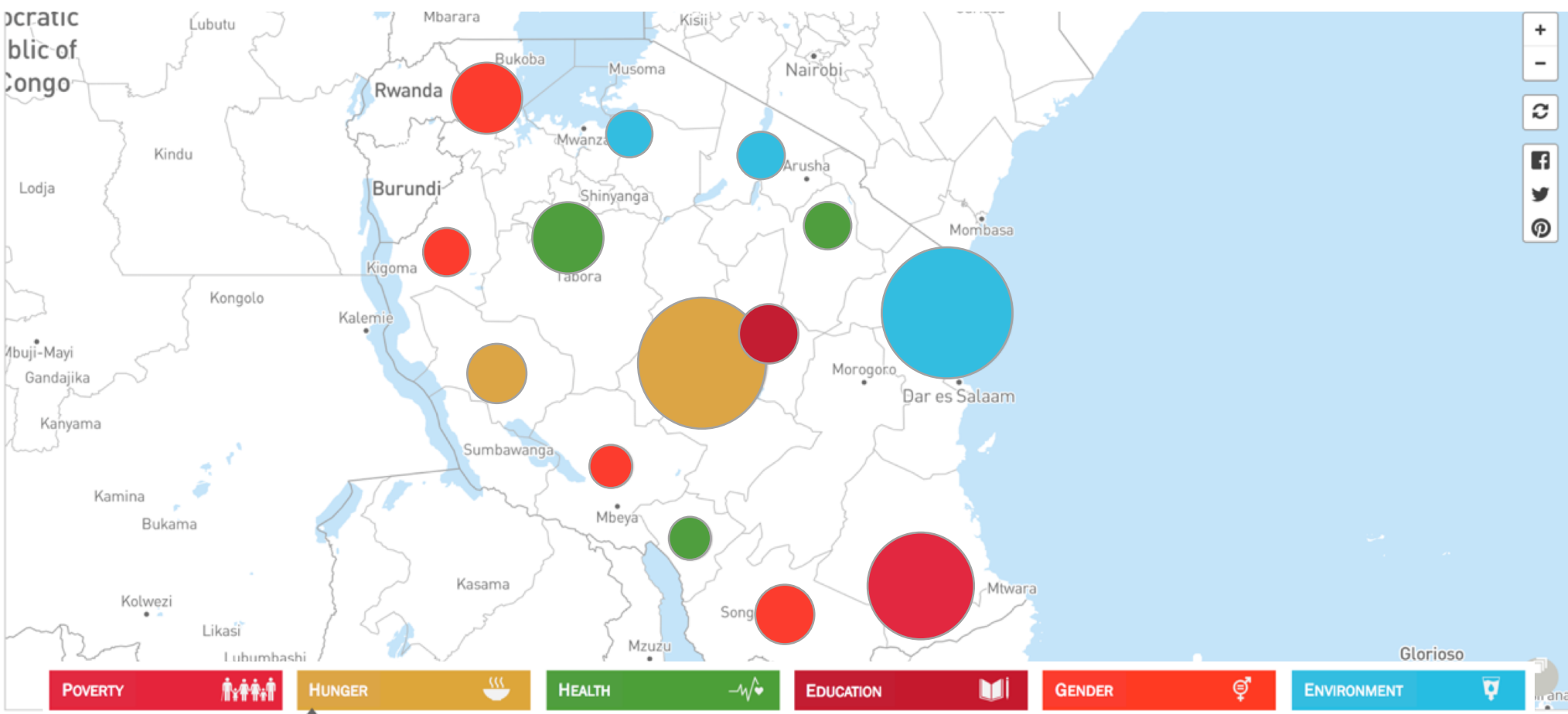
Expenditure for 2018 | BY STRATEGIC PRIORITY



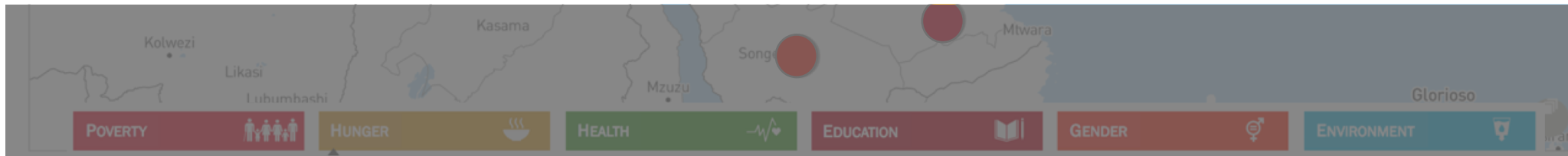
ACTIVITY TRACKER: WHO IS DOING WHAT AND WHERE?



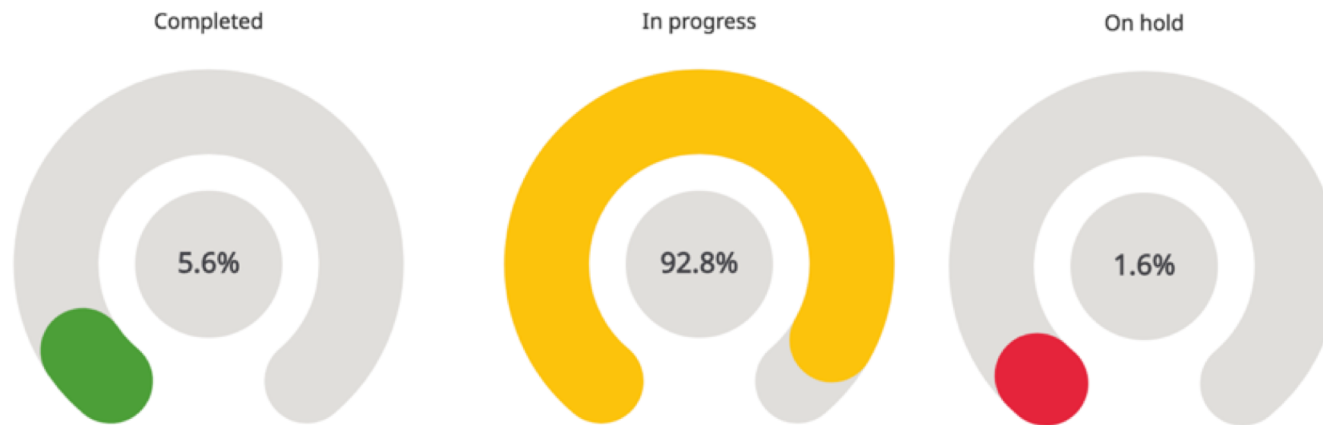
ACTIVITY TRACKER: WHO IS DOING WHAT AND WHERE?



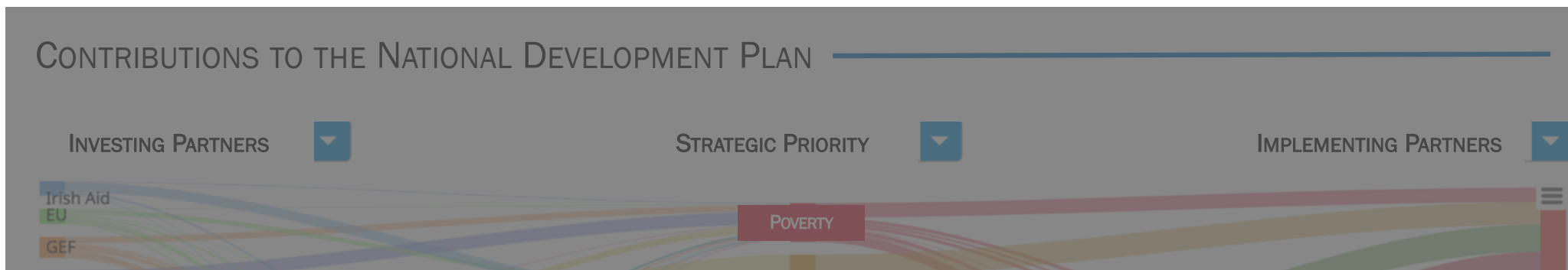
STATUS OF ACTIVITIES CONTRIBUTING TO THE NATIONAL DEVELOPMENT PLAN




STATUS OF ACTIVITIES CONTRIBUTING TO THE NATIONAL DEVELOPMENT PLAN



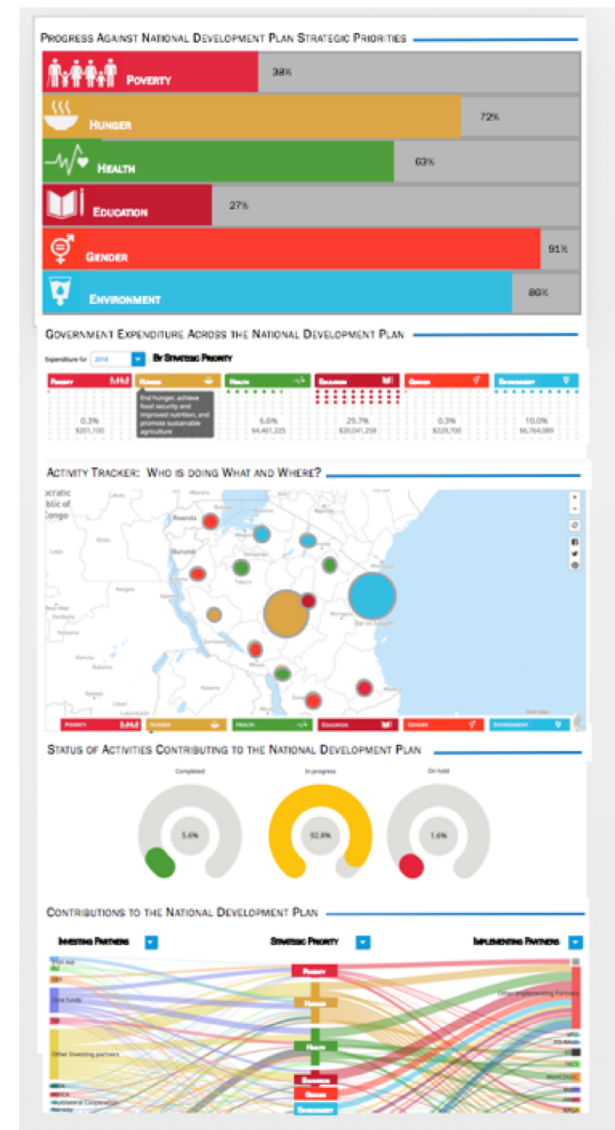
CONTRIBUTIONS TO THE NATIONAL DEVELOPMENT PLAN



CONTRIBUTIONS TO THE NATIONAL DEVELOPMENT PLAN



How do we get here?



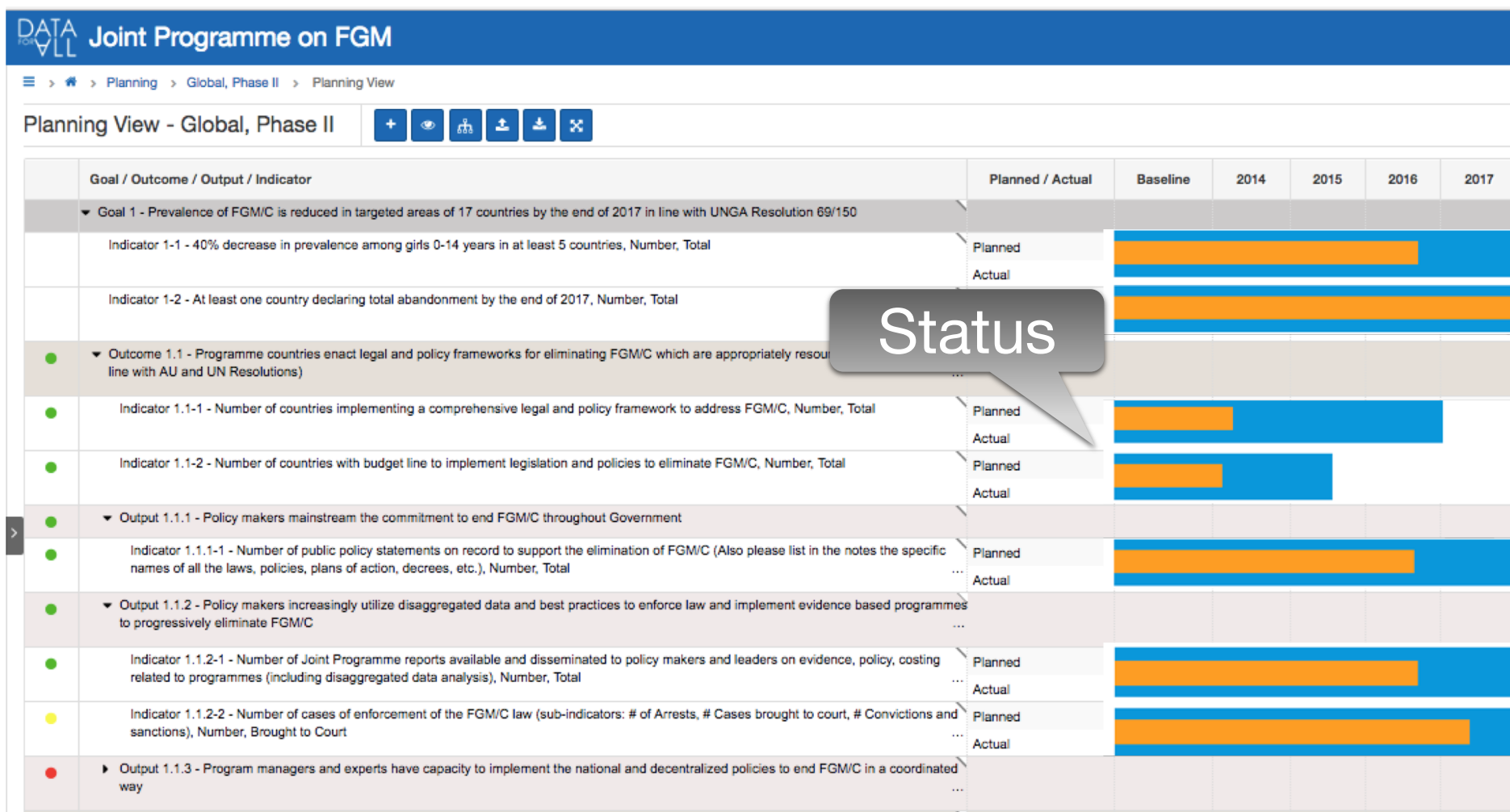
Strengthening Results-Based Monitoring

DATA for ALL Joint Programme

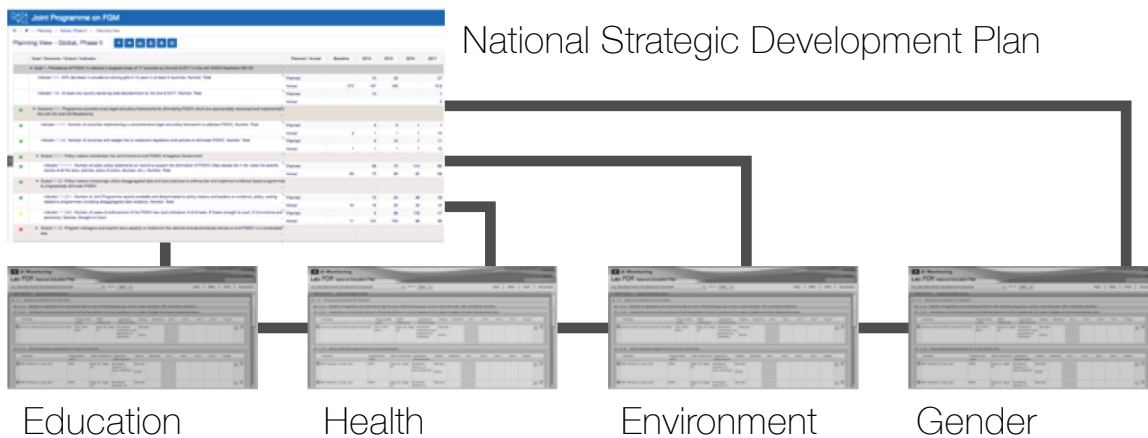
Planning View - Global, Phase 1

Goal / Outcome / Output / Indicator	Planned	Actual	Planned	Actual	Planned	Actual
▼ Goal 1 - Prevalence of FGM/C is reduced in targeted areas of 17 countries by the end of 2017 in line with UNGA Resolution 69/150						
Indicator 1-1 - 40% decrease	Planned		10	30		27
	Actual	272	187	166		13.6
Indicator 1-2 - At least one country	Planned		10			1
	Actual					0
● ▼ Outcome 1.1 - Programme countries have legal and policy frameworks for eliminating FGM/C which are appropriately resourced and implemented (in line with AU and UN Resolution 69/150)						
Indicator 1.1-1 - Number of countries implementing a comprehensive legal and policy framework to address FGM/C, Number, Total					1	1
					1	10
Indicator 1.1-2 - Number of countries with budget line to implement legislation and policies to eliminate FGM/C, Number, Total					1	11
					1	12
● ▼ Output 1.1.1 - Policy makers mainstream the commitment to end FGM/C throughout Government						
● Policy statements on record to support the elimination of FGM/C (Also please list in the notes the specific measures of action, decrees, etc.), Number, Total	Planned		56	70	114	89
	Actual	66	73	89	82	68
● Policy makers regularly utilize disaggregated data and best practices to enforce law and implement evidence based programmes						
● Indicator 1.1.2-1 - Number of Joint Programme reports available and disseminated to policy makers and leaders on evidence, policy, costing related to programmes (including disaggregated data analysis), Number, Total	Planned		10	22	38	48
	Actual	45	16	32	33	15
● Indicator 1.1.2-2 - Number of cases of enforcement of the FGM/C law (sub-indicators: # of Arrests, # Cases brought to court, # Convictions and sanctions), Number, Brought to Court	Planned		6	88	178	47
	Actual	11	124	130	96	96
● ▼ Output 1.1.3 - Program managers and experts have capacity to implement the national and decentralized policies to end FGM/C in a coordinated way						

Strengthening Results-Based Monitoring



Federated Planning, Monitoring & Reporting Platform for National Priorities



Development plans with results matrix are developed collaboratively and transparently through an online platform.

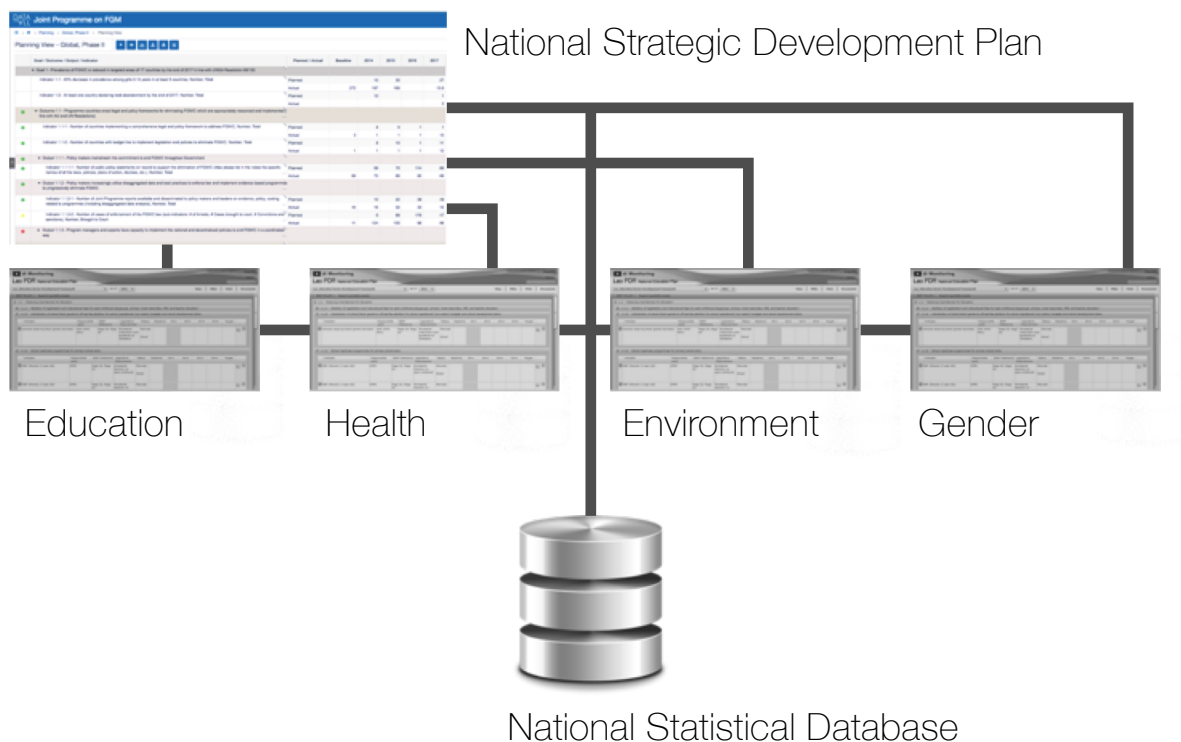
Structured planning ensures inclusion of **baseline data and targets** as well as **measurable indicators**.

Sector plans are linked to national development plans, referencing common targets and indicators.

Targets and indicators are tagged by sector, responsibility, geography, SDG.

Financial measures are included to ensure plans have resources to be achieved.

Federated Planning, Monitoring & Reporting Platform for National Priorities



National Development Plans and Sector plans are **linked to a clear source of data**.

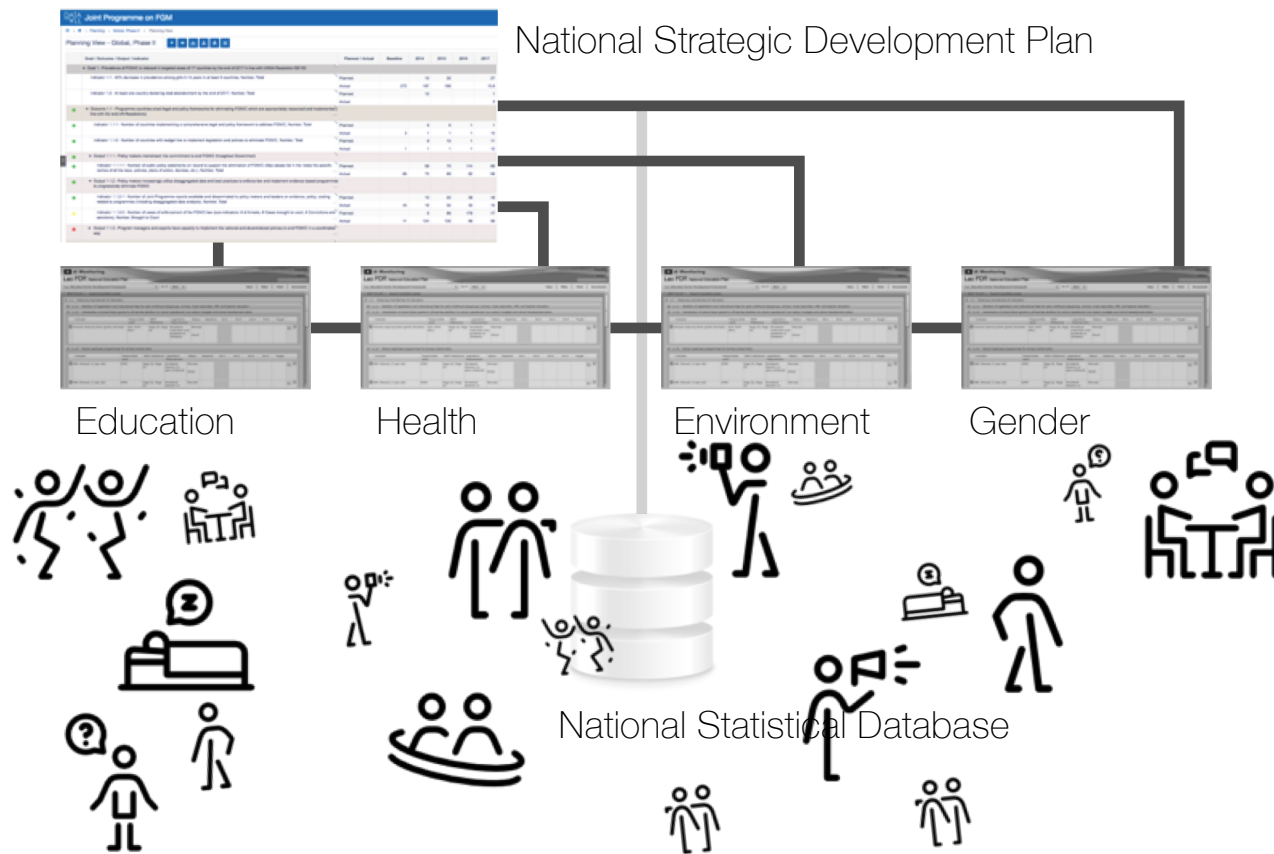
Indicator **data** are drawn from sources according to reporting frequency.

Data are entered once and reflected across all plans. Data validation processes ensure high quality results.

Responsible **stakeholders** are **accountable** for regular monitoring of progress against development plans.

Collaborative monitoring reduces burden and increases accountability for multi-stakeholder plans.

Federated Planning, Monitoring & Reporting Platform for National Priorities



Regular **reporting** provides **transparency** on progress against development priorities.

Applied international standards (IATI) facilitate **reporting of financial resources** and expenditure.

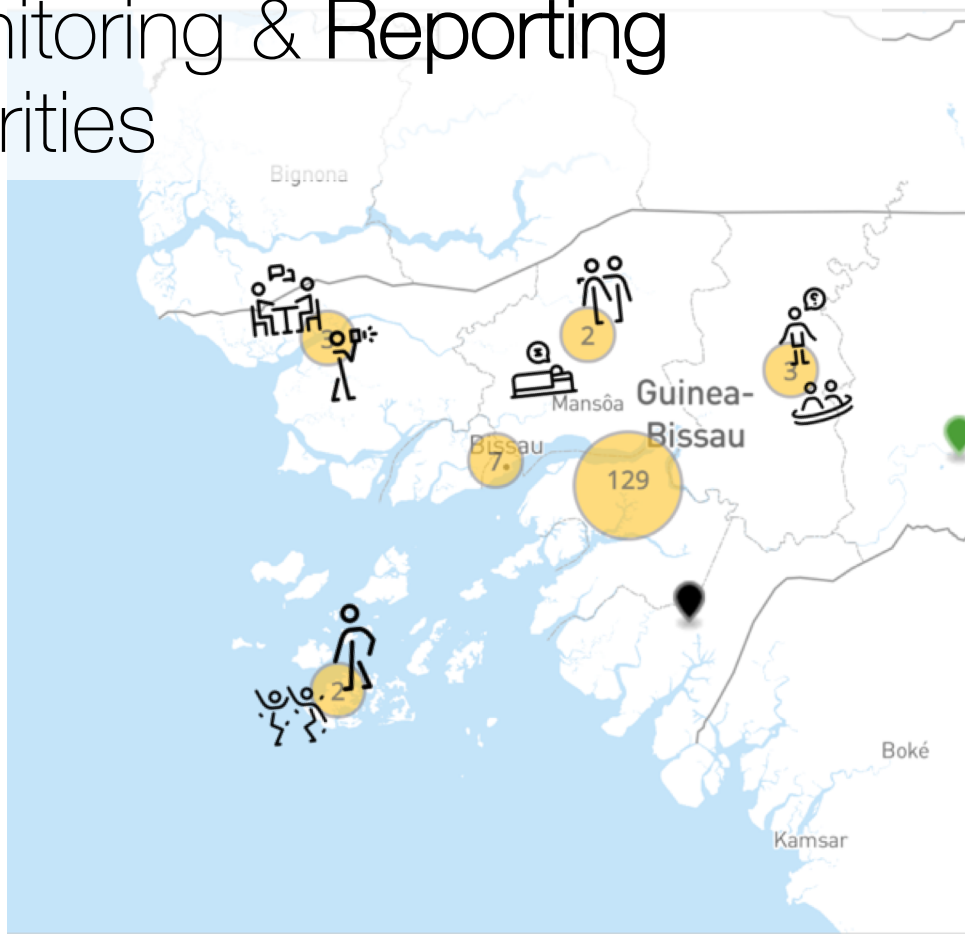
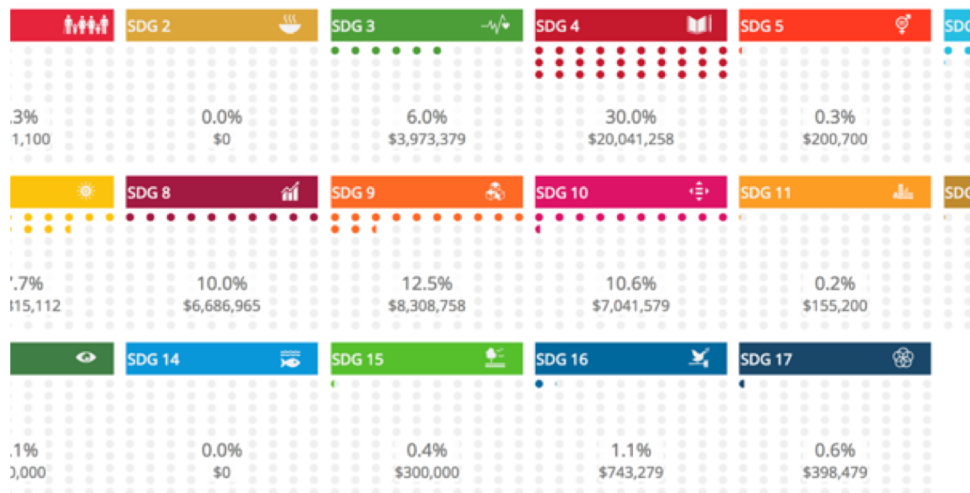
Activity level tracking allows for coordinated collaboration between all development partners: gov't, civil society, private sector, and development partners.

Custom dashboards allow tailored reporting on development progress.

Federated Planning, Monitoring & Reporting Platform for National Priorities

Deployment

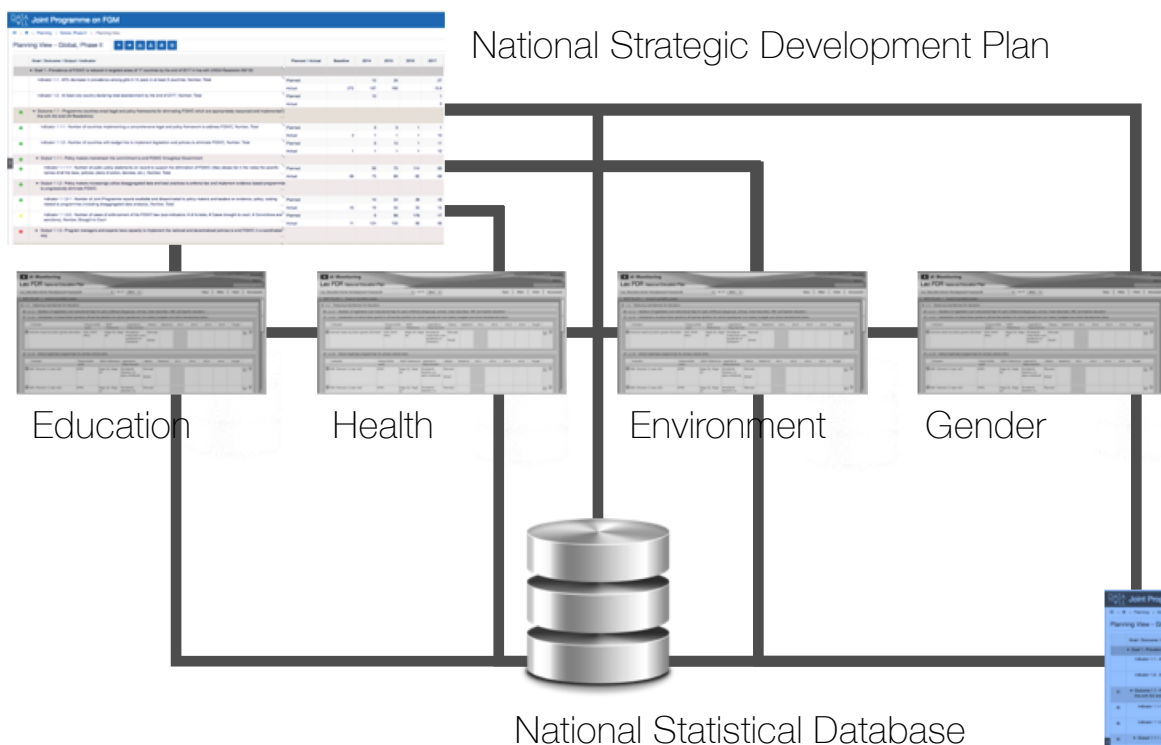
Human Rights & Gender Equality
 Human Rights and Gender Equality
 Participation and Leadership
 Women and Children
 Disaster Risk Reduction
 Business Operations
 Communications, Outreach, Advocacy



The designations used on this map do not imply official endorsement or acceptance by the United Nations.

4 SDG5 SDG6 SDG7 SDG8 SDG9 SDG10 SDG11 SDG12 SDG13

Federated Planning, Monitoring & Reporting Platform for National Priorities with UN contributions



National platforms can further **link to UN Info** to map UN contributions to national development and to bolster national capacities in planning and results-driven monitoring and reporting.

When appropriate, **data are shared** between government and UN partners

Recommendations

Recommendations

Make big plans, but start small
- CIV

Recommendations

Build with standards –
indicators, geography,
finances

Recommendations

Collaborate widely and align closely – engage Sector Working Group(s) to contribute and support

Recommendations

Identify and work with sector
champions

Recommendations

Design with the data user in mind:

- Develop data products to answer real world questions
- Link Planning and Statistics in every step

Recommendations

Don't expect technology to solve all problems, but leverage technology to minimize them

Recommendations

Build and strengthen
institutions to ensure solutions
are sustainable

Recommendations

Start from where you are. It's not always necessary begin at zero

DATA FOR ALL

Jon F. Kapp
Executive Director



Community Systems Foundation

205 East 42nd Street, Suite 15050
New York, NY 10017 USA
www.communitysystemsfoundation.org